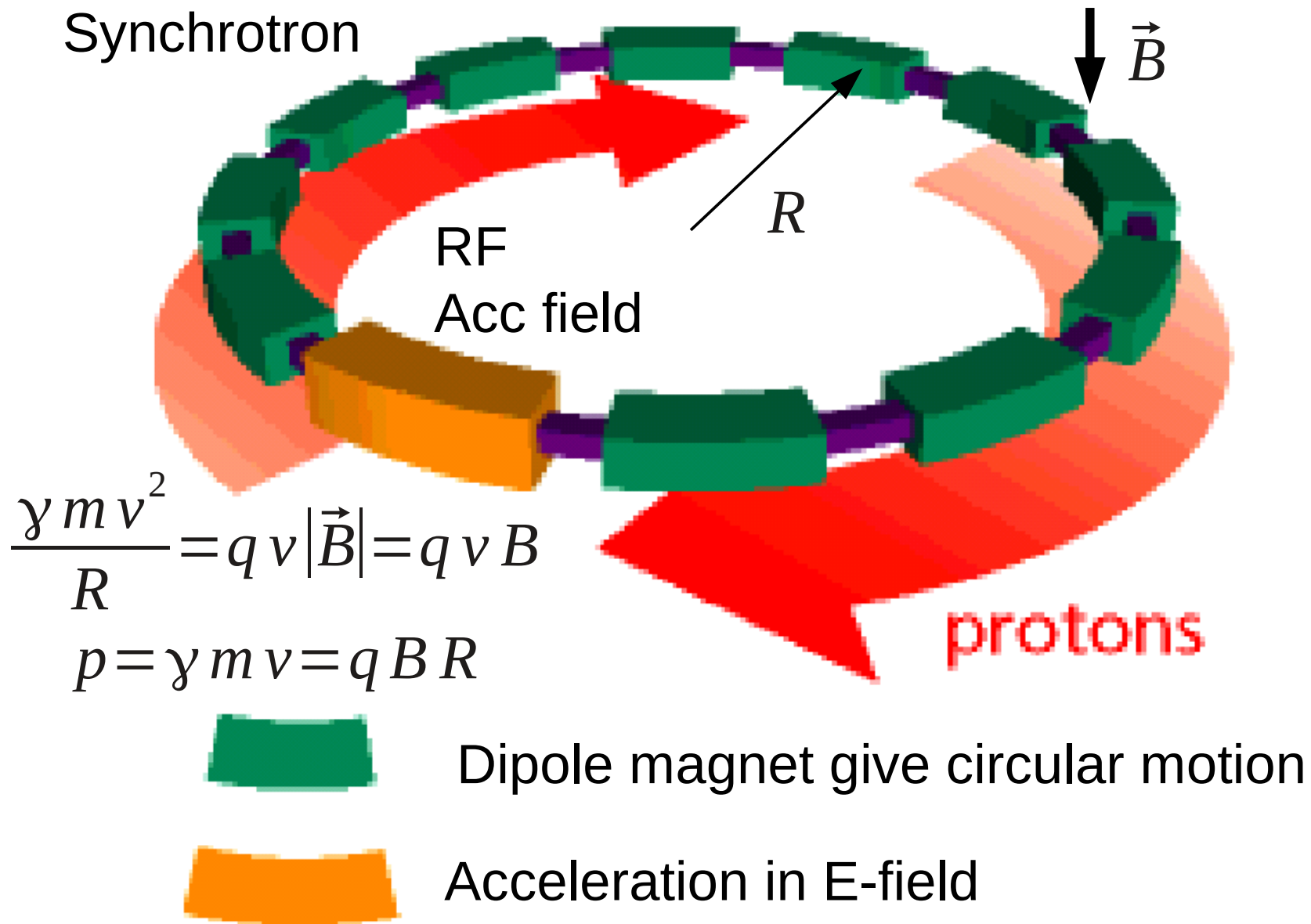


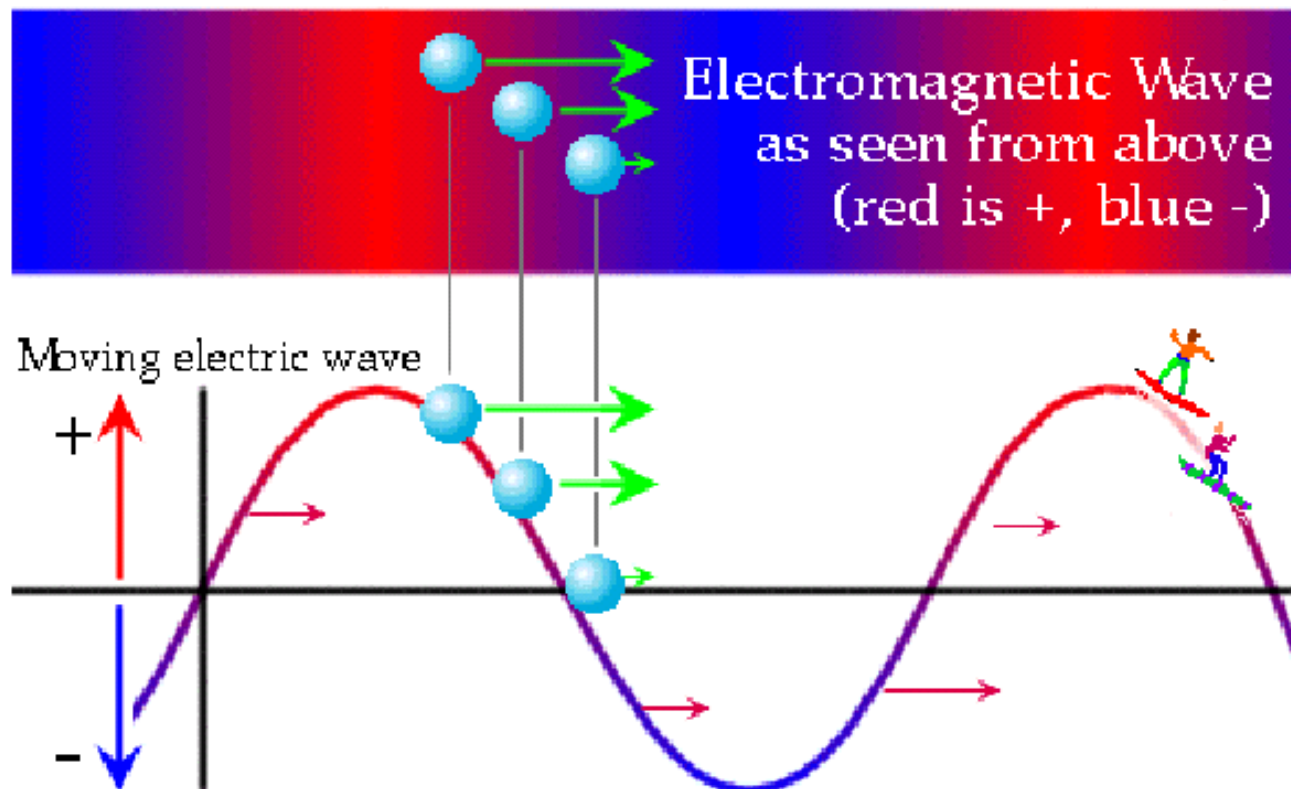
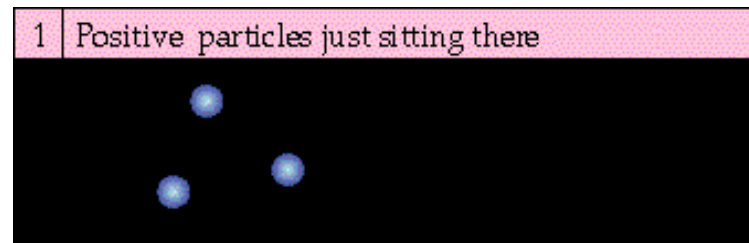
# Lectures on accelerator physics

- Lecture 5 and 6: Advanced topics
  - Transverse motion, strong focusing, and LHC
- Material borrowed from
  - Lecture by Anders Oskarsson
  - Lecture by Eric Torrence (University of Oregon)
  - LHC lectures by Danillo Vranic (GSI)
- Weak focusing follows “Principles of Charged Particle Acceleration” by Stanley Humpries Jr. Chapter 7.

# Towards the Synchrotron



# The particles are “surfing” the acceleration wave



# HARMONIC NUMBER

A particle circulates around the machine with period:  $\tau = \frac{L}{\beta c}$

Then the number of turns (circulation frequency) is:  $f_r = \frac{1}{\tau}$

$L$  is the circumference and  $\beta c$  is the velocity.

For LHC  $L = 26658.8832m$  and  $\tau = 88.92\mu s \rightarrow f_r \approx 11245.5Hz$

The **synchronous particle** is defined as that particle which always arrives at the desired synchronous phase lag  $\phi_s$  behind the zero-crossing of the rf wave. For this to occur, the rf frequency  $f_a$  must be an integer multiple of  $f_r$

$$f_a = h \cdot f_r$$

where integer  $h$  is known as the **harmonic number**.

$$h = \frac{\text{RF frequency}}{\text{Circulation frequency}}$$

For LHC  $h$  is chosen to be **35640**. Then we have  $f_a \approx 400.8MHz$

## BUNCHES AND BUCKETS

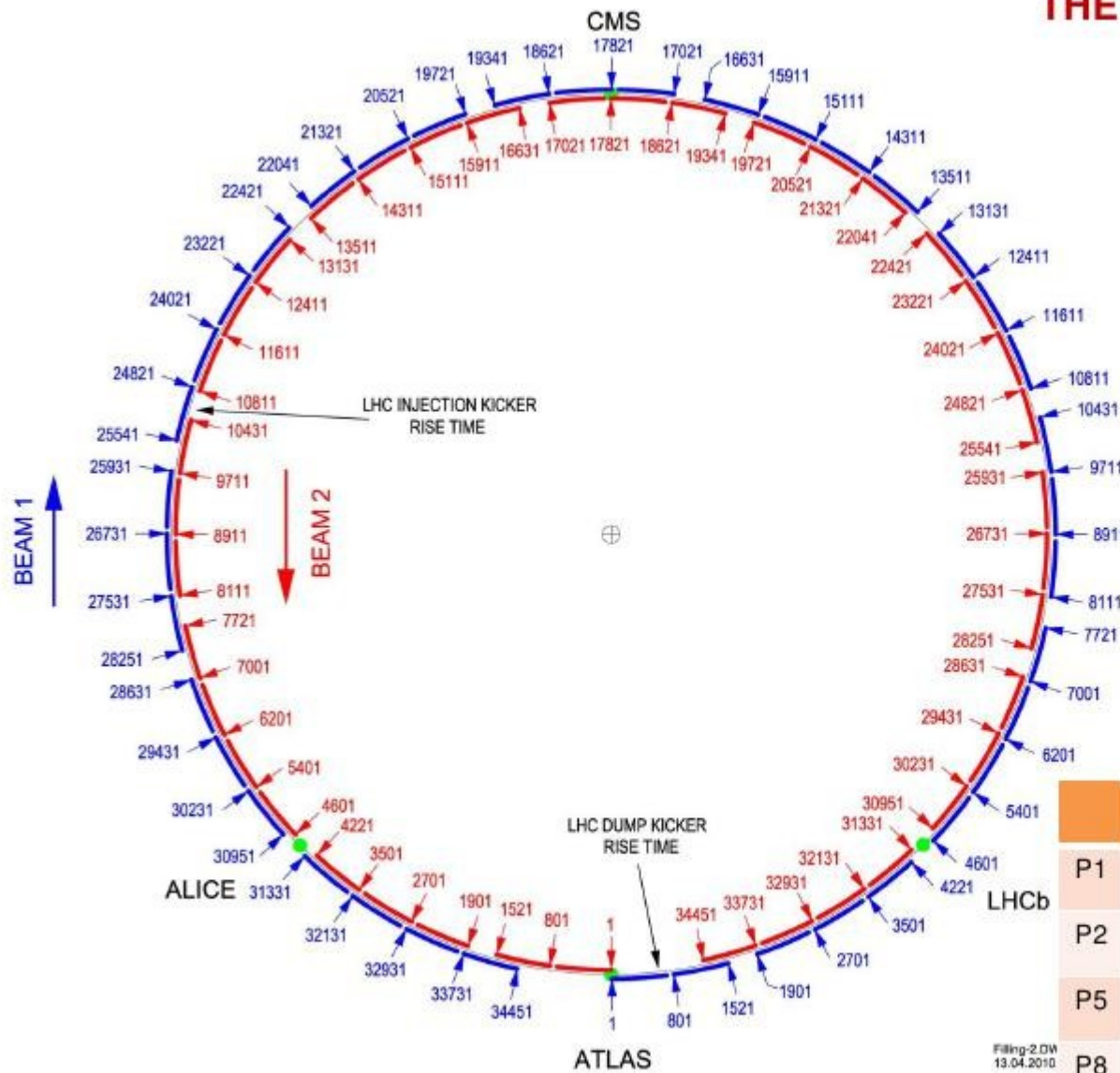
Harmonic number determines number of places on the circumference where a particle could be located and arrive synchronously in the accelerating cavity. The segments of the circumference centred on these points are called **buckets**. The groups of particles in these buckets are called **bunches**. Not all buckets need to be filled with bunches. In LHC only 2808 out of 35640 buckets will be filled with minimal distance of 10 buckets.

Number of buckets = $h$	35640
Bucket spacing (time)	2.5 ns
Bucket spacing (space)	74.8cm
Max umber of bunches	2808
Min bunch spacing (time)	25 ns
Min bunch spacing (space)	7.48 m
RMS bunch length	7.5 cm

**Bucket spacing (space) is constant:**

LHC circumference / Number of buckets =  $26658.8832/35640=0.748\text{m}$

## THE INITIAL POSITIONS OF THE BUNCHES



EACH BEAM 39x72  
=2808 BUNCHES

PS=1/11 SPS  
SPS=7/27 LHC

### IP POSITIONS

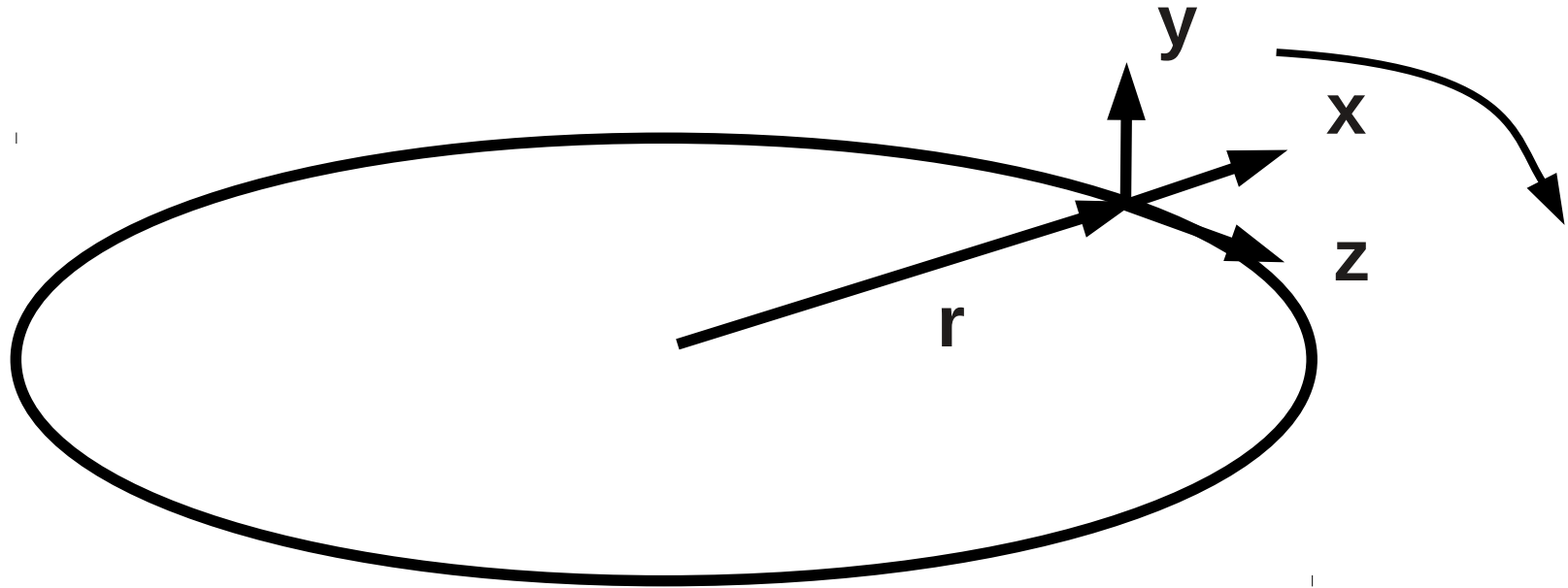
	BEAM 1	BEAM 2
P1	1	1
P2	31186(EMPTY)	4456(EMPTY)
P5	17821	17821
P8	4471(EMPTY)	31171(EMPTY)

8/25/2010

D. Vranic

5

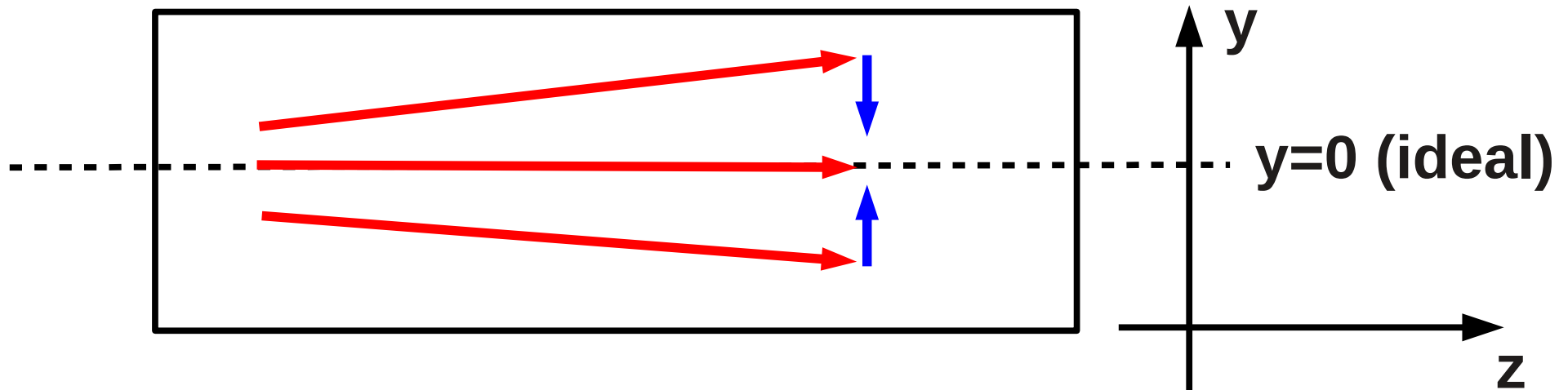
# Focusing in the transverse plane



- Assume  $(v_x, v_y, v_z) \sim (0, 0, v)$  and  $v \sim c = \text{constant!}$ 
  - Very good assumption!
- $z = vt \rightarrow t = z/v \ (\sim z/c)$ 
  - $d/dt \sim v \ d/dz \ (\sim c \ d/dz)$

# Transverse focusing in y direction

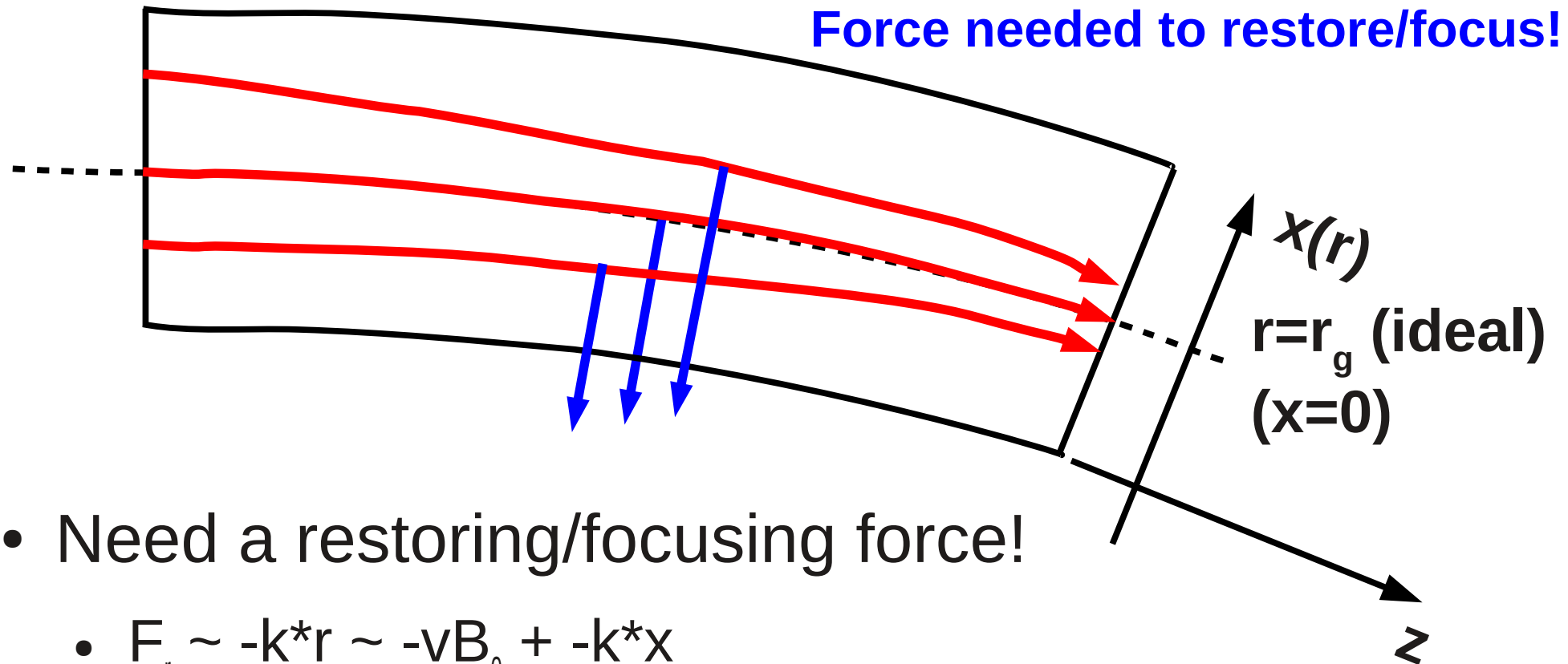
Force needed to restore/focus!



- Need a restoring/focusing force!
  - $F_y \sim -k*y$
- Harmonic oscillator (like string)



# Transverse focusing in x direction



- Need a restoring/focusing force!
  - $F_r \sim -k*r \sim -vB_0 + -k*x$
  - = central force ( $r_g$ ) + harmonic oscillator in  $x$

# Let us first solve harmonic equation (ignoring magnet realities!)

$$\gamma m \frac{d^2 y}{dt^2} = \gamma m v^2 \frac{d^2 y}{dz^2} = -ky$$

$$y(z) = y_0 \cos\left(\frac{2\pi}{\lambda} z + \varphi\right),$$

where

$$\lambda = 2\pi \sqrt{\frac{\gamma m v^2}{k}}.$$

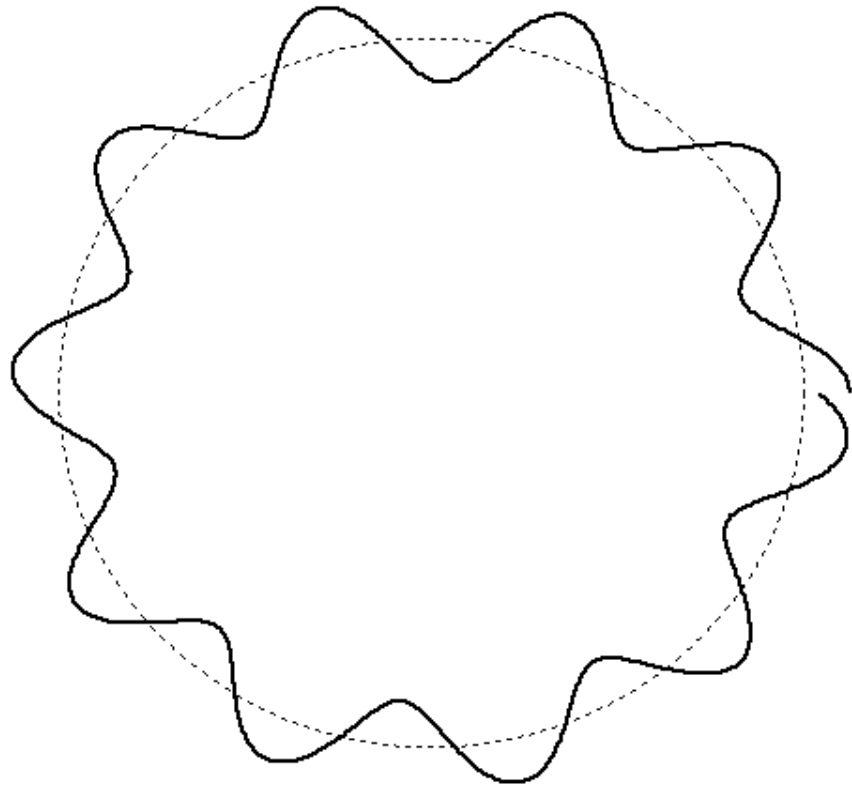
- Note that the wavelength does not depend on the amplitude  $y_0$ . There is only one wavelength for all amplitudes!

# Tune interlude

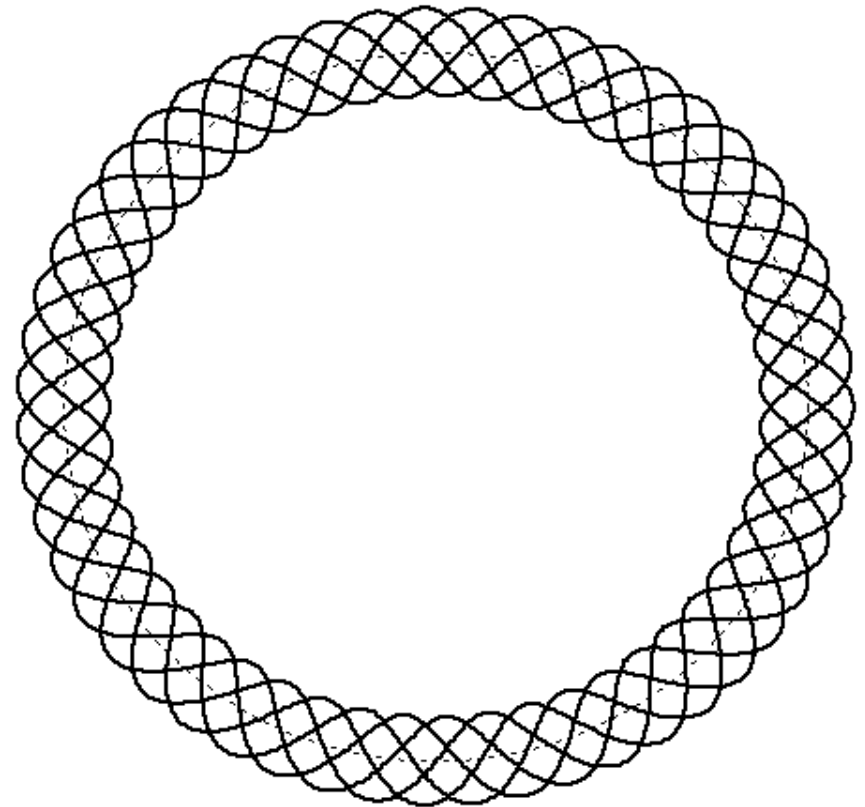
- One defines
  - $Q$  ( $\nu$ [nu]) =  $C/\lambda$ , where  $C=2\pi r_g$  is the circumference of the synchrotron ring
- $Q$  is the number of transverse (betatron) oscillations per turn
- It is different for  $x$  and  $y$  directions
- Very important for beam stability!

# Bad harmonic tune ( $Q=10.2$ )

1 turn



100 turns





Problem: tune does not integrate out magnet imperfections

# Better (less harmonic) tune ( $Q=10.48$ )


1 turn

100 turns



Tune is better at integrating out magnet imperfections

# Lesson: bad musicians makes great accelerator physicists



Taken from <http://pumahtf.deviantart.com/art/False-note-184545551>

## LHC TUNES

AT 7TeV

HORIZONTAL TUNE:  $Q_x = 64.31$

VERTICAL TUNE:  $Q_y = 59.32$

$$\Delta Q \leq 3 \cdot 10^{-3}$$

AT 450GeV

HORIZONTAL TUNE:  $Q_x = 64.28$

VERTICAL TUNE:  $Q_y = 59.31$

Betatron tunes should avoid linear coupling resonances at

$$nQ_x + mQ_y = p$$

# Back to transverse motion and magnet realities!

- Taylor expanding the dipole magnetic field AND fulfilling Maxwell equations gives
  - $(B_x, B_y, B_z) \sim (-(n_0 B_0 / r_g) y, B_0 - (n_0 B_0 / r_g) x, 0)$ 
    - NB! note that  $-$  sign is not good!
- Ideally we want  $n_0$  as large as possible to confine the beam!
  - (And make the magnet as small as possible)
- Let us look at solution for  $x(r)$ !



# The equation of motion for x

$$\gamma m \frac{d^2 r}{dt^2} = \gamma m v^2 \frac{d^2 r}{dz^2} = \gamma m \frac{v^2}{r} - qvB_y$$

$$\frac{d^2 r}{dz^2} = \frac{1}{r} - \frac{q}{\gamma m v} B_y$$

Substituting  $x = r - r_g$  + expanding  $\frac{1}{r}$ :

$$\frac{d^2 x}{dz^2} = \frac{1}{r_g} - \frac{1}{r_g^2} x - \frac{q}{\gamma m v} B_y$$

Inserting the Taylor expansion of  $B_y$ :

$$\frac{d^2 x}{dz^2} = \frac{1}{r_g} - \frac{qB_0}{\gamma m v} - \frac{1}{r_g^2} x + \frac{qn_0 B_0}{\gamma m v r_g} x$$

The first two terms gives the solution for the ideal trajectory  $\rightarrow: \frac{1}{r_g} = \frac{qB_0}{\gamma m v}$   
so that:

$$\frac{d^2 x}{dz^2} = -\frac{1}{r_g^2} (1 - n_0) x.$$

# Weak focusing: $0 < n_0 < 1$

$$\frac{d^2 x}{dz^2} = -\frac{1}{r_g^2} (1 - n_0) x.$$

- Only harmonic oscillation solution when  $(1 - n_0) > 0$  (and y equation requires  $n_0 > 0$ )
  - Otherwise exponential growth!
- This means that the focusing is limited!
  - That is why this solution is called weak focusing

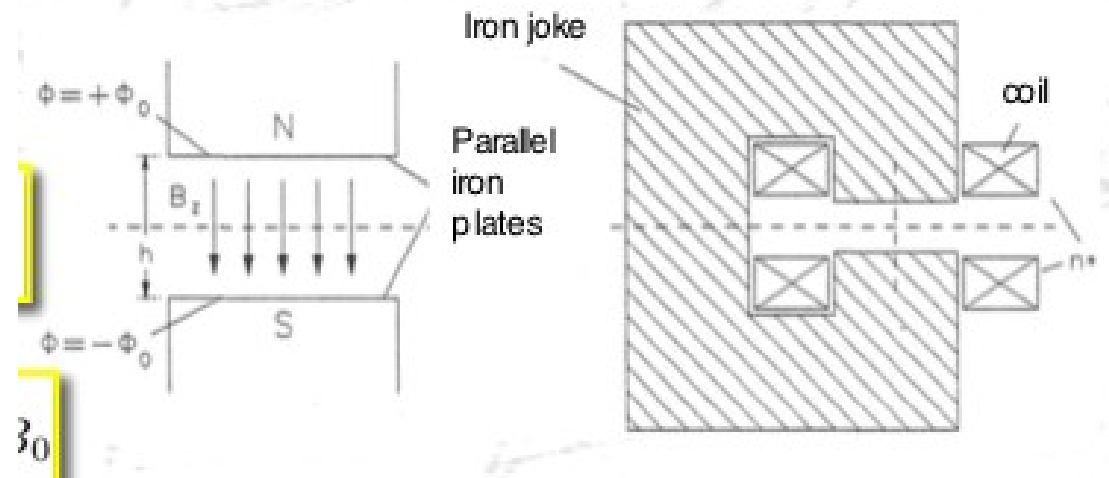

# LHC example

- LHC focuses the beam using magnetic fields of 223 T/m
- If one would use weak focusing the magnetic field should be smaller than  $8.33\text{T}/2800\text{m} = 0.003\text{ T/m!!!!}$
- And so the ring would have to be enormous!
  - And the luminosity would be very small!

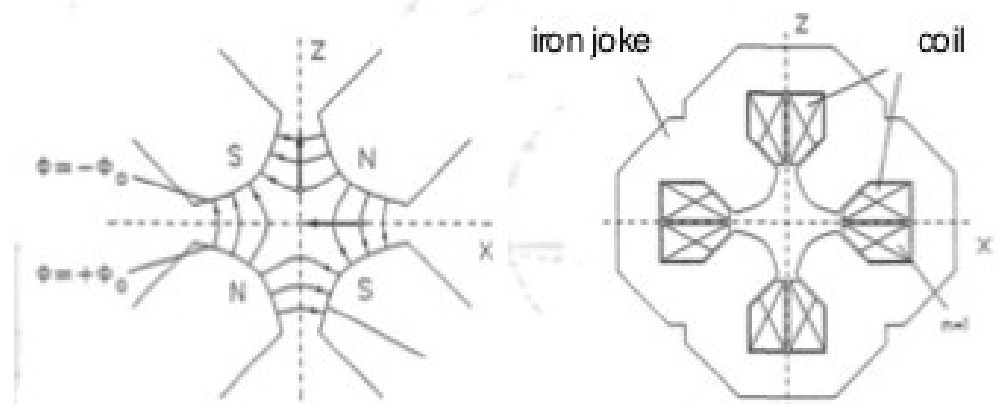

# Can we find better focusing?

## Beamline Elements

Dipole (bend) magnets



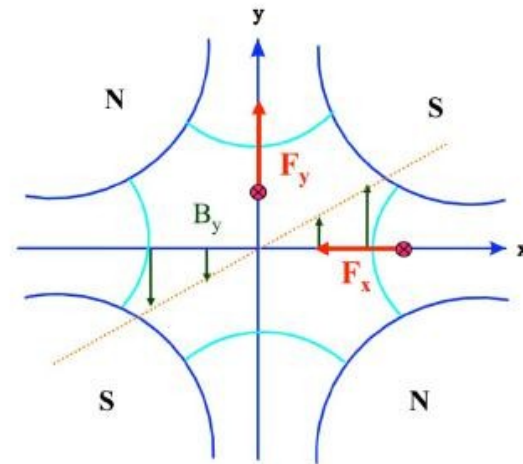
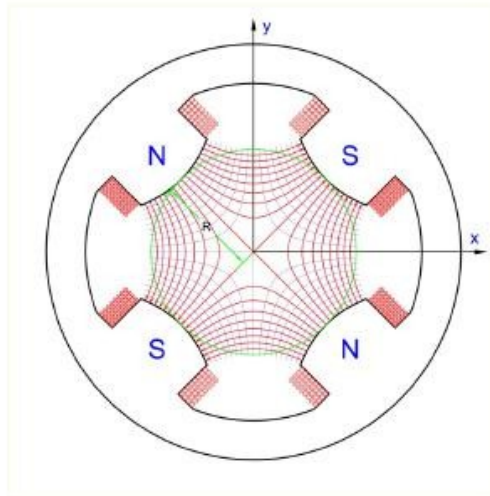
Quadrupole (focusing) magnets



# Quadrupoles has similar problem!

## FOCUSING OF THE PROTON BEAM

Quadrupole looks good – field increases linearly with distance from the center.

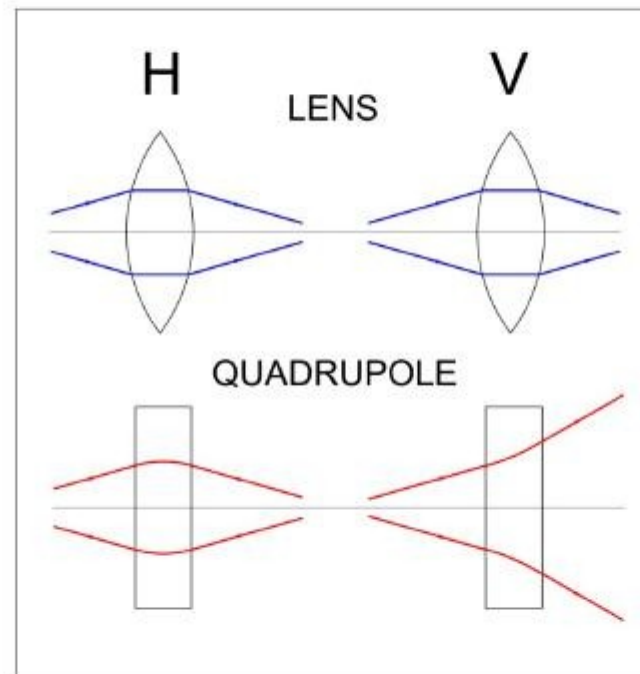


$F_y$  has wrong direction! It doesn't work!

No solution: Maxwell tells us  $\nabla \times \mathbf{B} = \mu_0 \mathbf{J}$   $\oint_{\partial S} \mathbf{B} \cdot d\mathbf{l} = \mu_0 I$

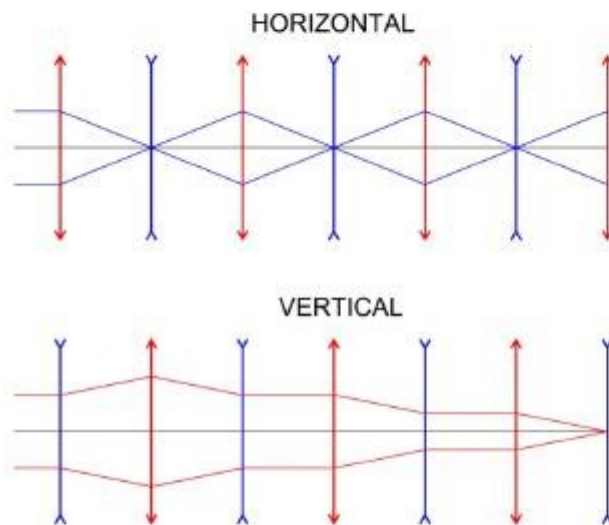
# PROBLEM

Quarupole is convergent lens in horizontal, but divergent in vertical direction!



There was no solution until 1952, and it is beautiful and simple:

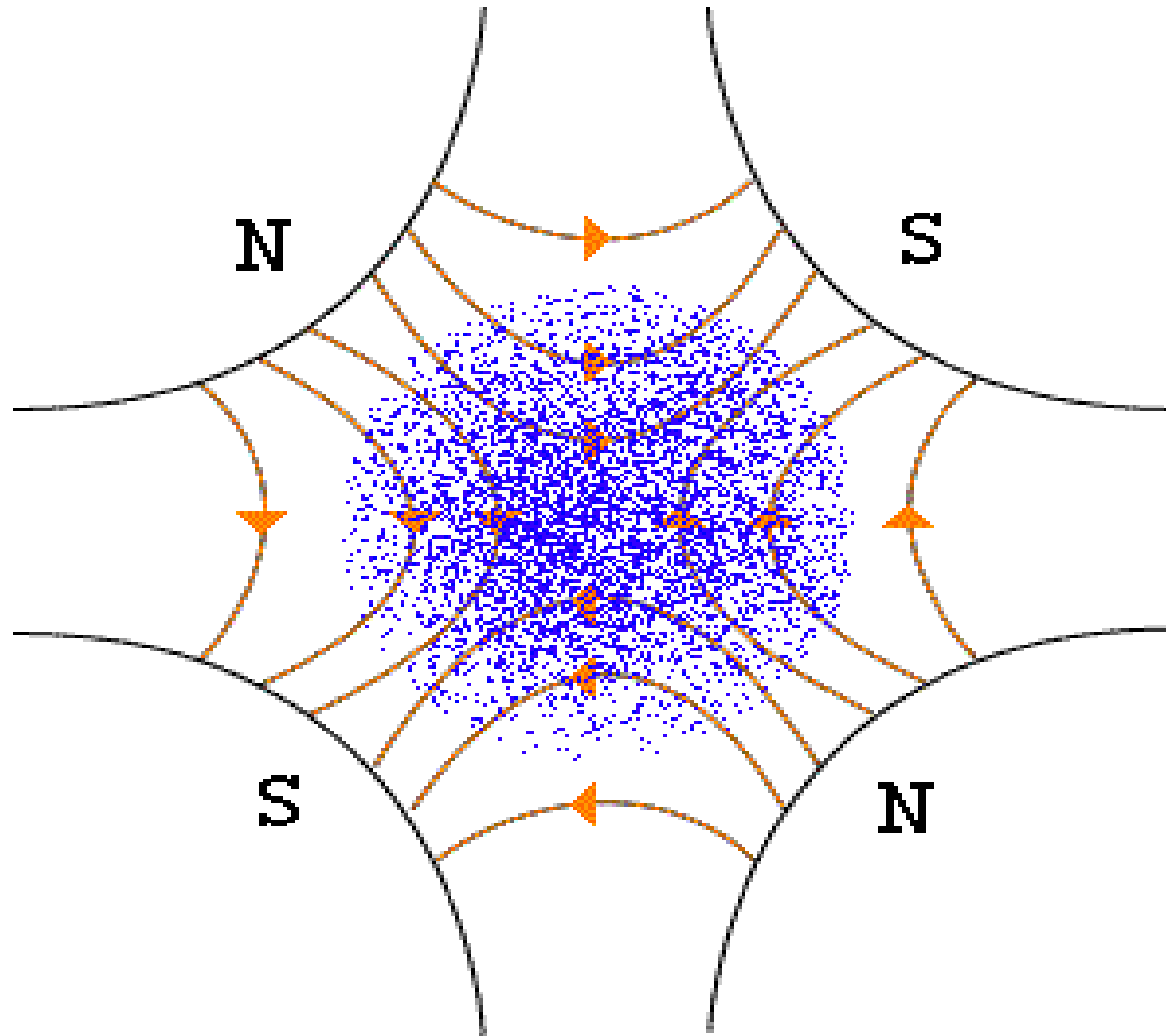
## SOLUTION: AG OR STRONG FOCUSING



## FODO LATTICE

- F - focusing
- D - defocusing
- O - drift space or dipoles

If we have alternating convergent and divergent lenses with right spacing overall effect is focusing!



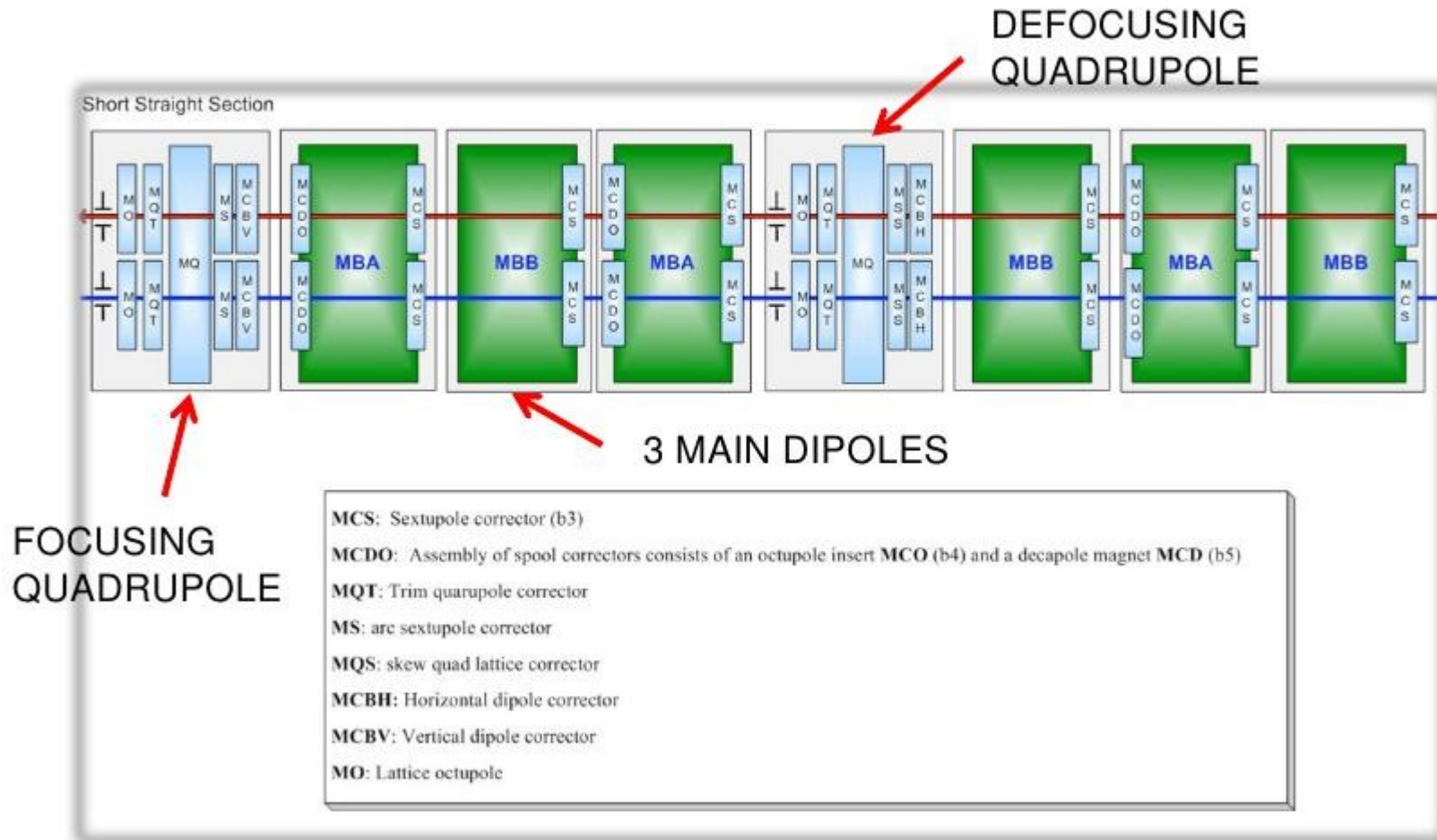
# Animation taken from The Physics of Accelerators

Slides by C.R. Prior Rutherford Appleton Laboratory and Trinity College, Oxford



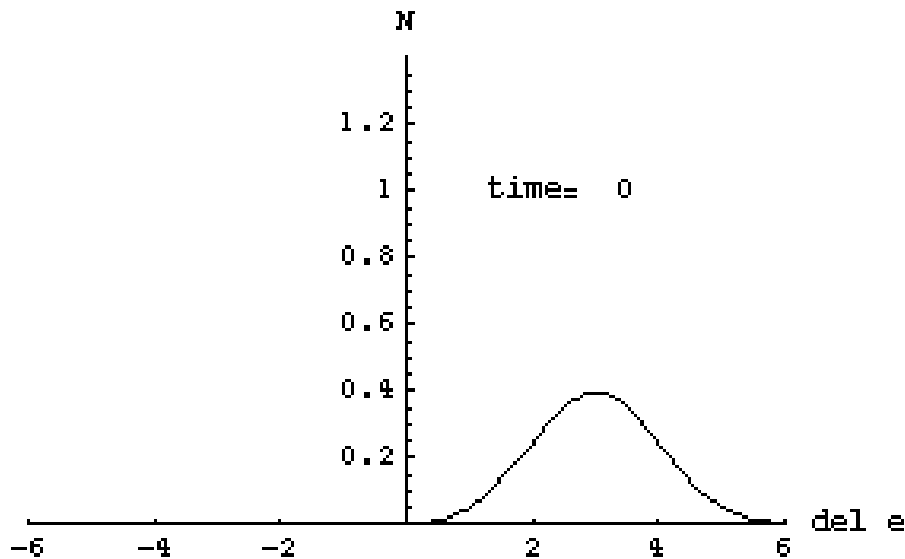
# LHC FODO LATTICE CELL (106.9 m)

The pattern of bending and focusing magnets is called lattice.

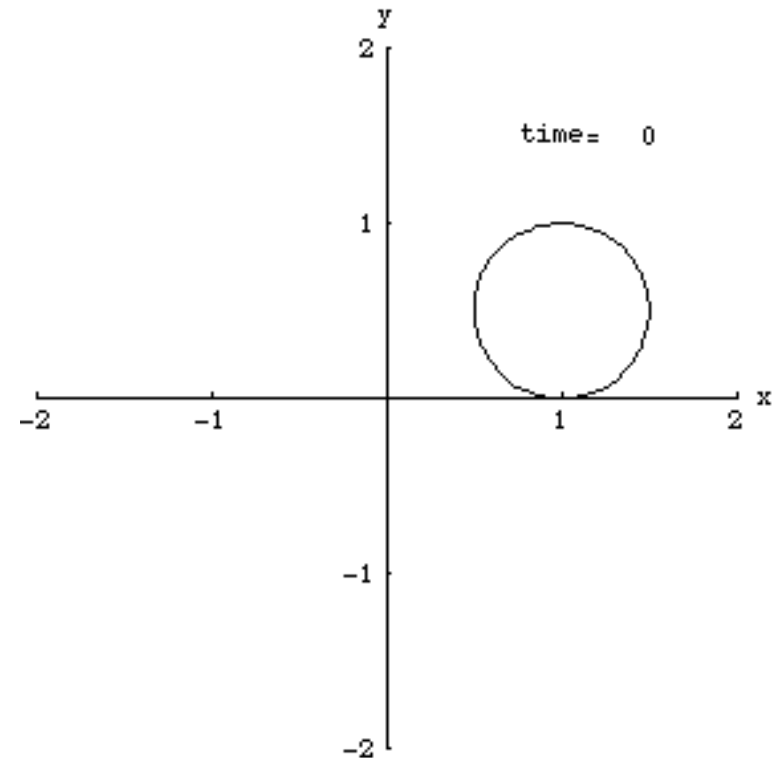


# Energy adjusting by AC (longitudinal) & transverse strong focusing

## Longitudinal



## Transverse

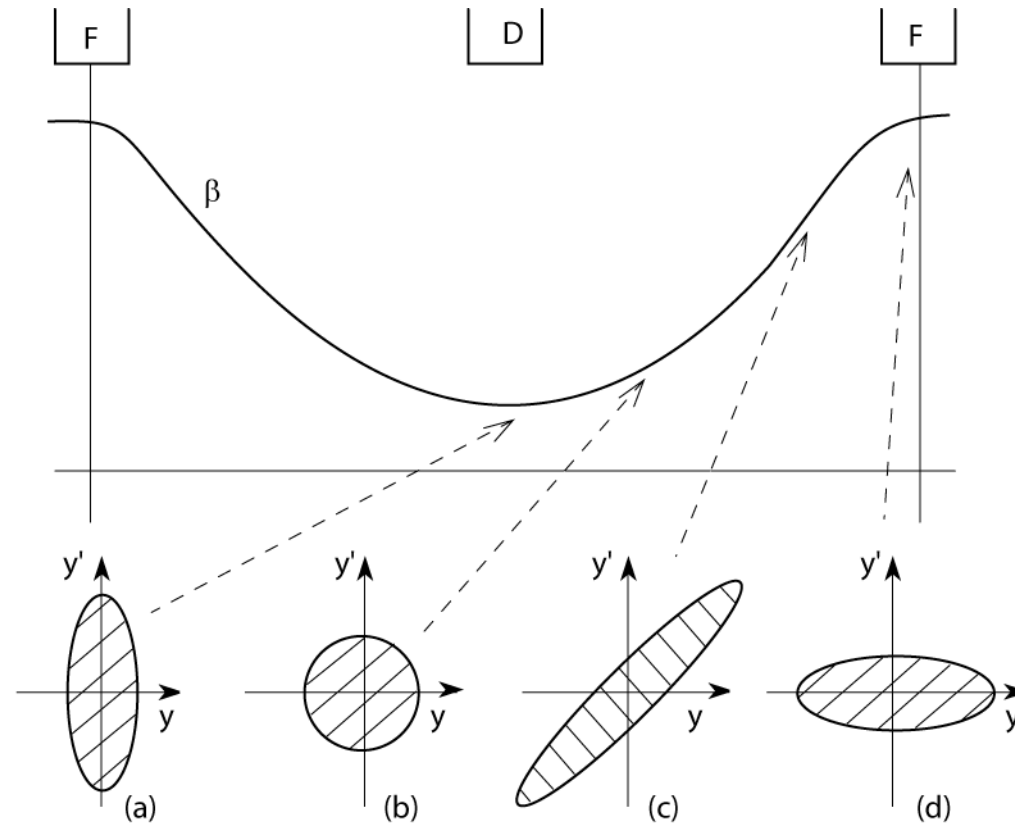


- “Catching the beam” animations taken from
  - <http://www.lns.cornell.edu/~dugan/USPAS/>

# Beam dynamics

- Phase space limits
- The beta function
- Focusing the beam at the interaction point

# Phase space limit (1/2)



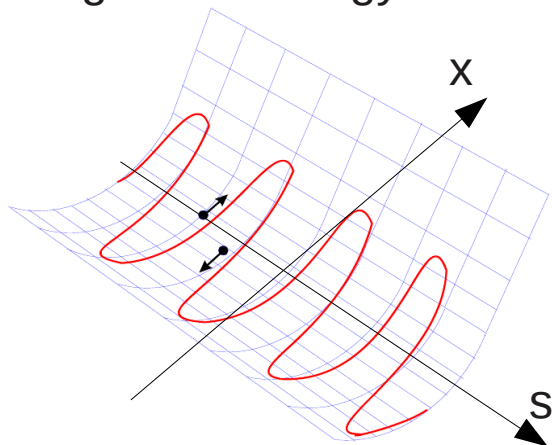
- Liouville's theorem states that for most beams the phase space area cannot change

# Phase space limit (2/2)

- In reality the limit is on  $p_y * y$ :
  - Constant =  $p_y * y \sim \gamma m \beta_y * y$  where  $\beta_y = dy/dt$   
 $\sim \gamma m \beta * y' * y$  where  $y' = dy/dz$
  - So the phase space limit implies that the area of the phase space ellipse for  $y' * y$  (the beam emittance) decreases as  $1/p$
  - This is called adiabatic damping. The physical size of the beam decreases as it is accelerated. The width decreases as  $1/\sqrt{p}$  [the other  $1/\sqrt{p}$  is the decreasing divergence].

# The beta function (1/2)

The “gutter” analogy



Based on:  
**ACCELERATORS FOR PEDESTRIANS**

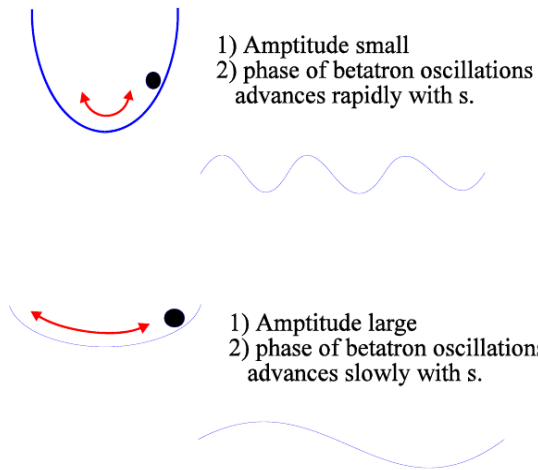
Simon Baird

$$x = \sqrt{\varepsilon \beta(s)} \cos(\Psi(s) + \varphi)$$

- The idea is to separate the transverse motion into two parts:
  - The initial conditions:  $\varepsilon$  (emittance) and  $\varphi$
  - A part depending the focusing and de-focusing by magnets:  $\beta(s)$  and  $\Psi(s)$ 
    - The  $\beta(s)$  function depends on where in the accelerator we are and not related to the velocity  $\beta$ )

# The beta function (2/2)

The “gutter” analogy



Based on:  
**ACCELERATORS FOR PEDESTRIANS**

Simon Baird

$$x = \sqrt{\varepsilon \beta(s)} \cos(\Psi(s) + \phi)$$

$$x' = \sqrt{\frac{\varepsilon}{\beta(s)}} \sin(\Psi(s) + \phi)$$

- So the beta function is related to how strong focusing we do and is the one we want to optimize in particular at the interaction points
- Note that  $x^*x' \sim \varepsilon$  so that the phase space area is still the same

# Recall lecture 1 and 2

- Intensity or brightness of an accelerator

$$N = \mathcal{L} \cdot \sigma$$

- Events Seen = Luminosity \* cross-section

Rare processes (fb) need lots of luminosity ( $\text{fb}^{-1}$ )

- In a storage ring

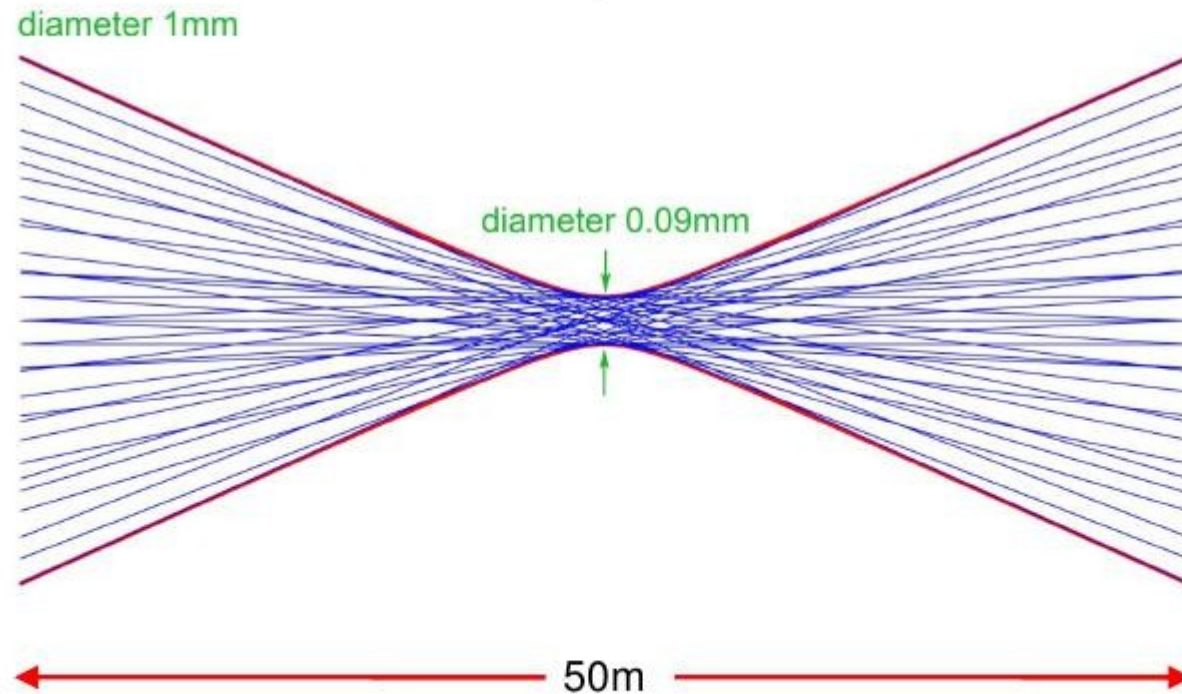
$$\mathcal{L} = \frac{1}{4\pi} \frac{f \cdot N_1 \cdot N_2}{\sigma_x \cdot \sigma_y}$$

“Current”  
“Spot size”

Where  $f$  is the revolution frequency multiplied by # of colliding bunches  
More particles through a smaller area means more collisions



# Example of focusing for collisions at P2 (ALICE)



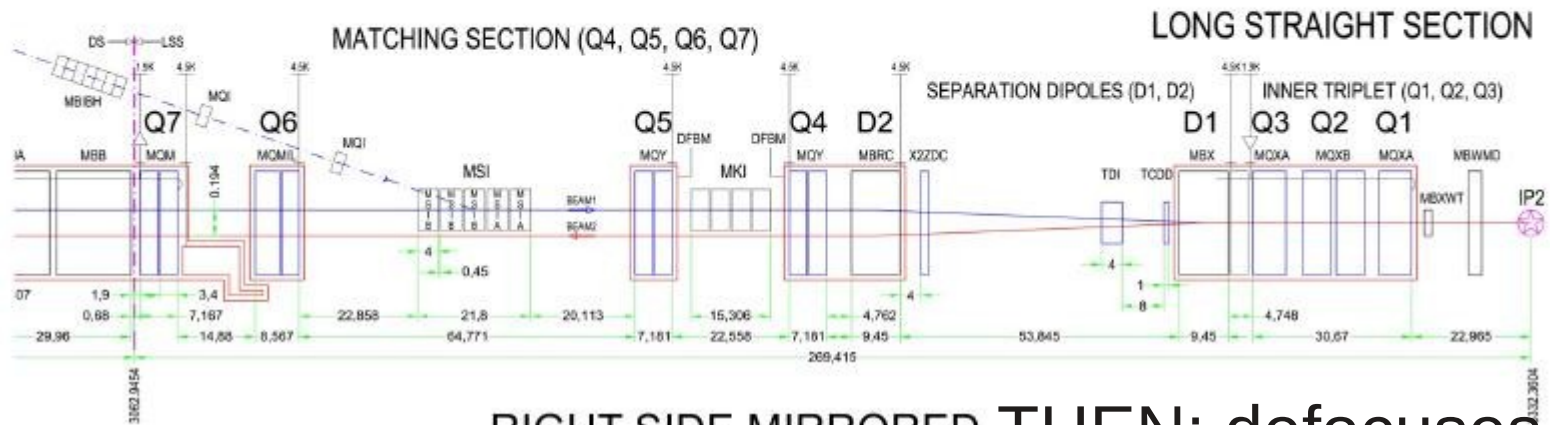
8/25/2010

D. Vranic

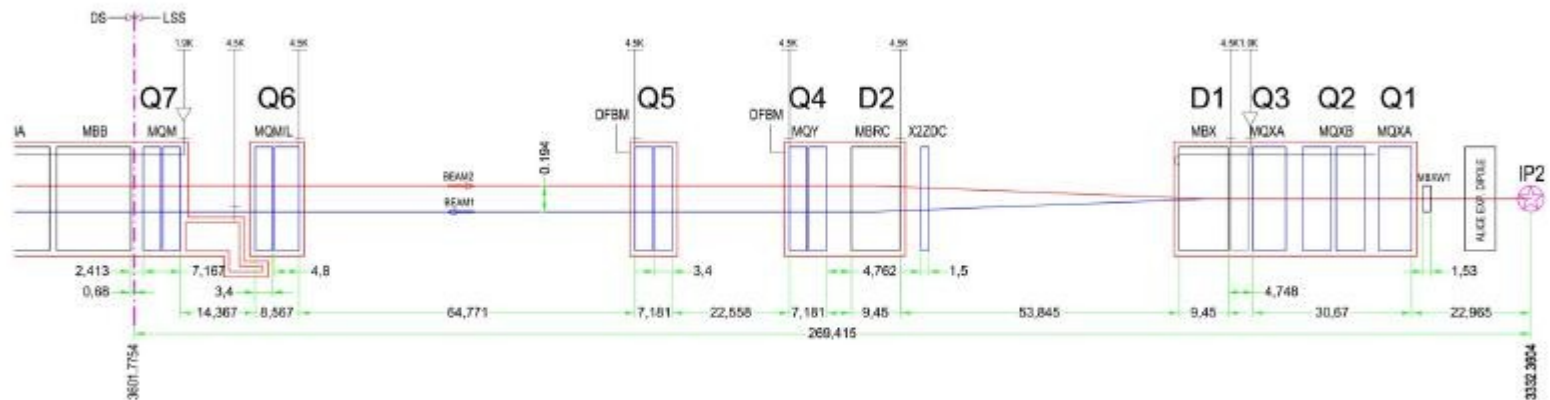
19

# SYMMETRY!

LEFT SIDE EXAMPLE: Focuses beam!



RIGHT SIDE MIRRORED THEN: defocuses beam!



8/25/2010

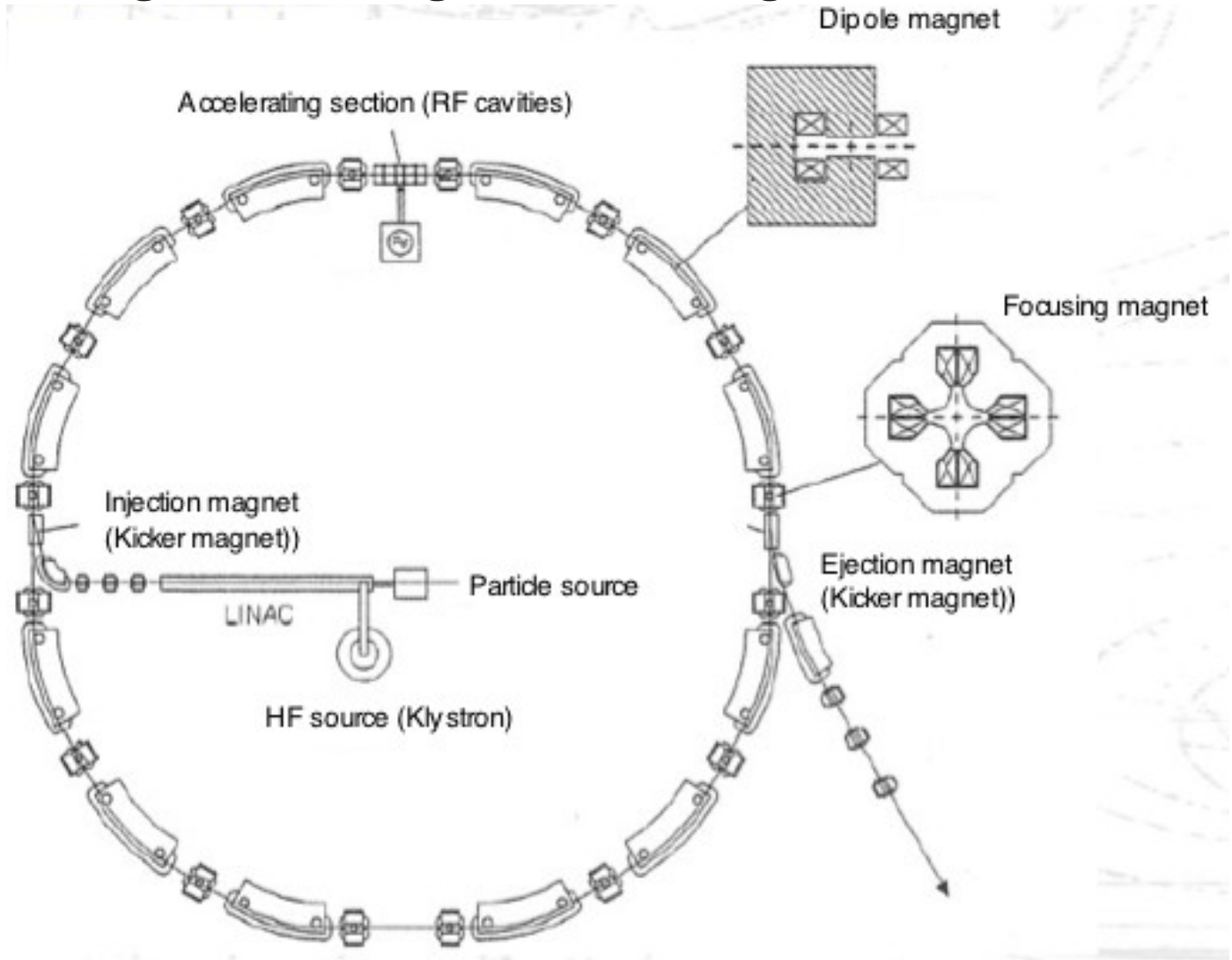
D. Vranic

15

# Examples of synchrotrons

# Synchrotrons

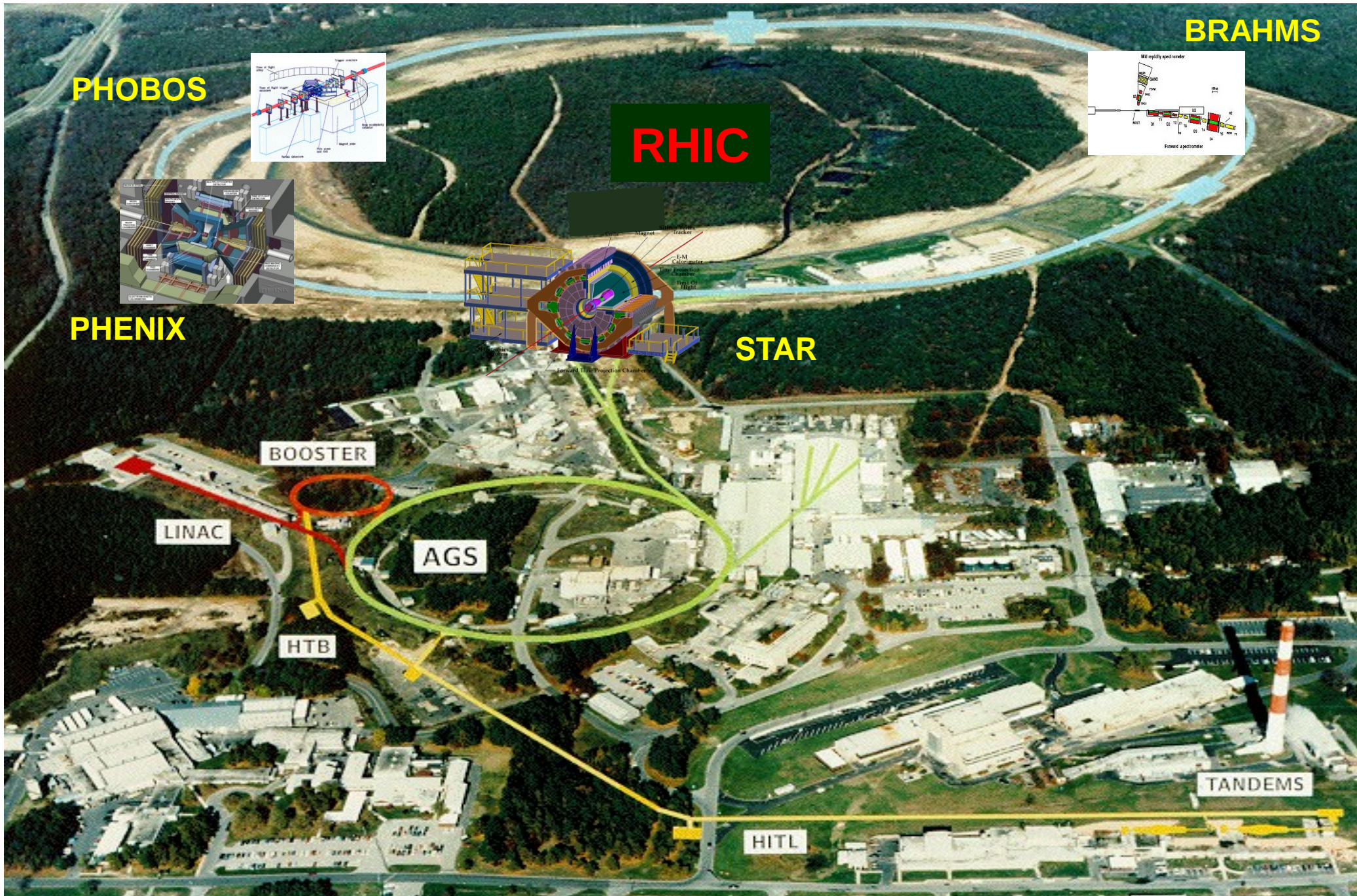
Use smaller magnets in a ring + accelerating station



3 GeV protons  
BNL 1950s

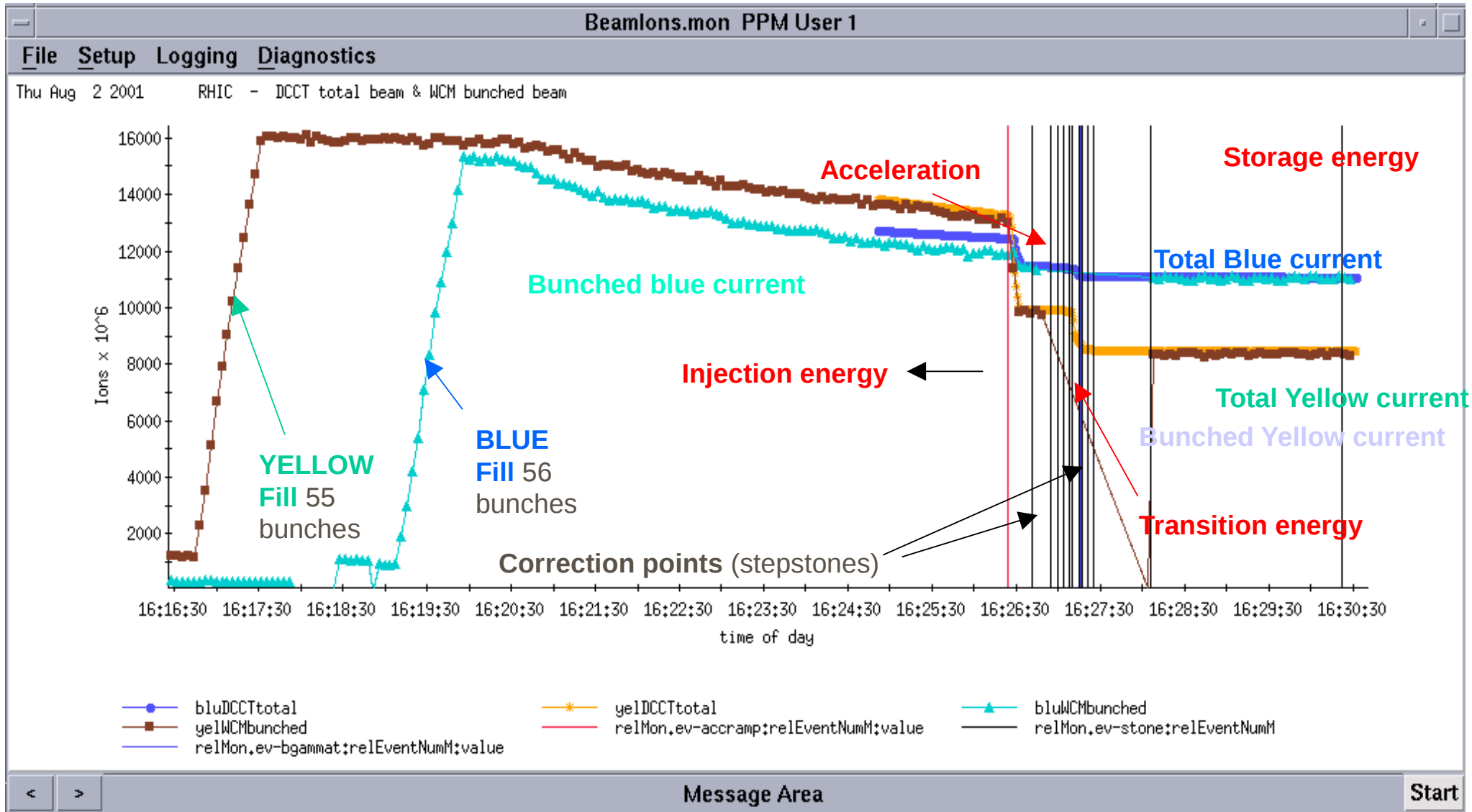
Basis of all circular  
machines built since

# at Brookhaven National



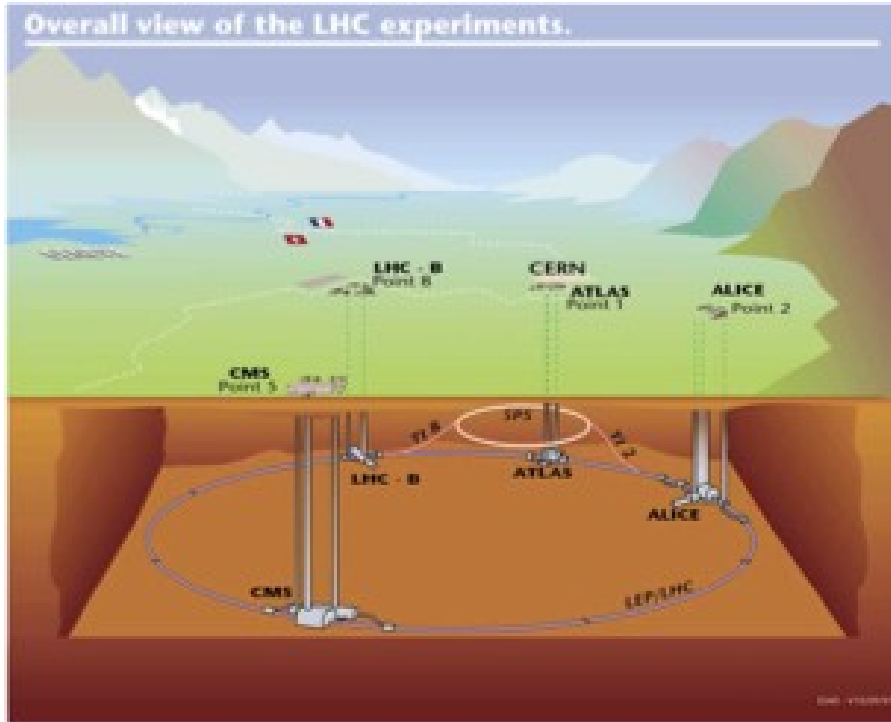
F. Christiansen (Lund)

# RHIC ramp with 56 bunches



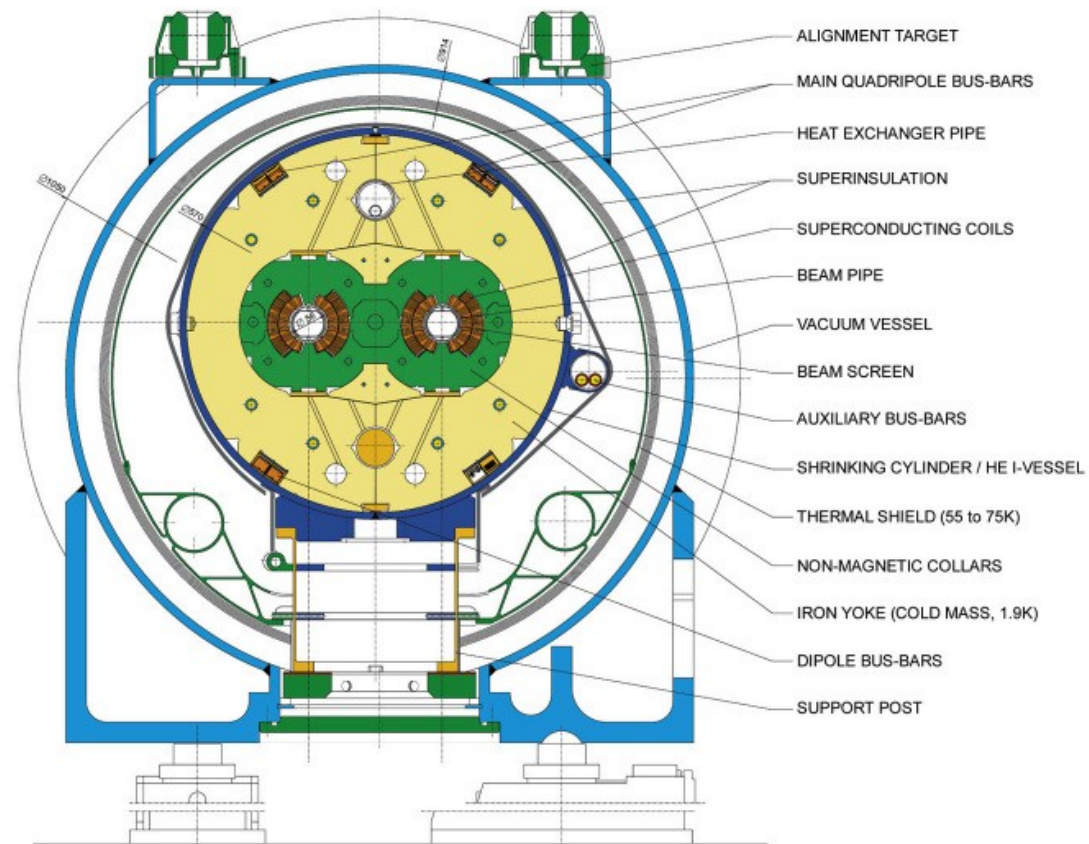
The beam is accelerated from Injection Energy (10 GeV) to Storage Energy (100 GeV). The acceleration process is called “ramp”.

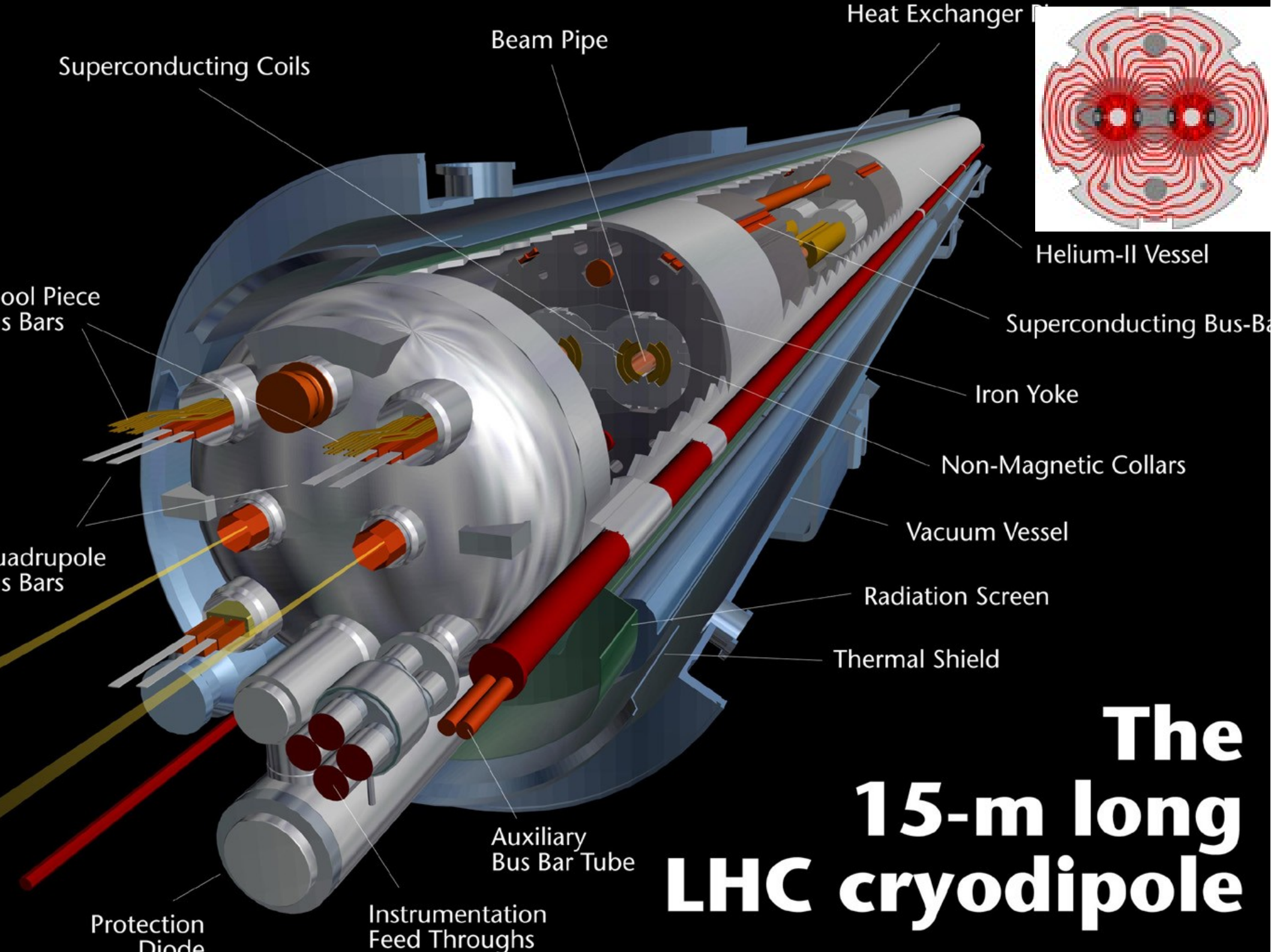
# CERN Large Hadron Collider



## LHC DIPOLE : STANDARD CROSS-SECTION

CERN AC/DUMM - HE107 - 30 04 1999

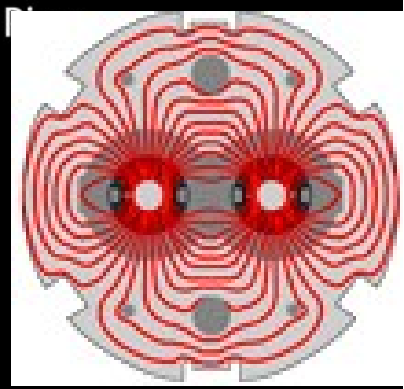




Superconducting Coils

Beam Pipe

Heat Exchanger



Helium-II Vessel

Cool Piece  
Bars

Superconducting Bus-Bar

Iron Yoke

Non-Magnetic Collars

Quadrupole  
Bars

Vacuum Vessel

Radiation Screen

Thermal Shield

Protection  
Diode

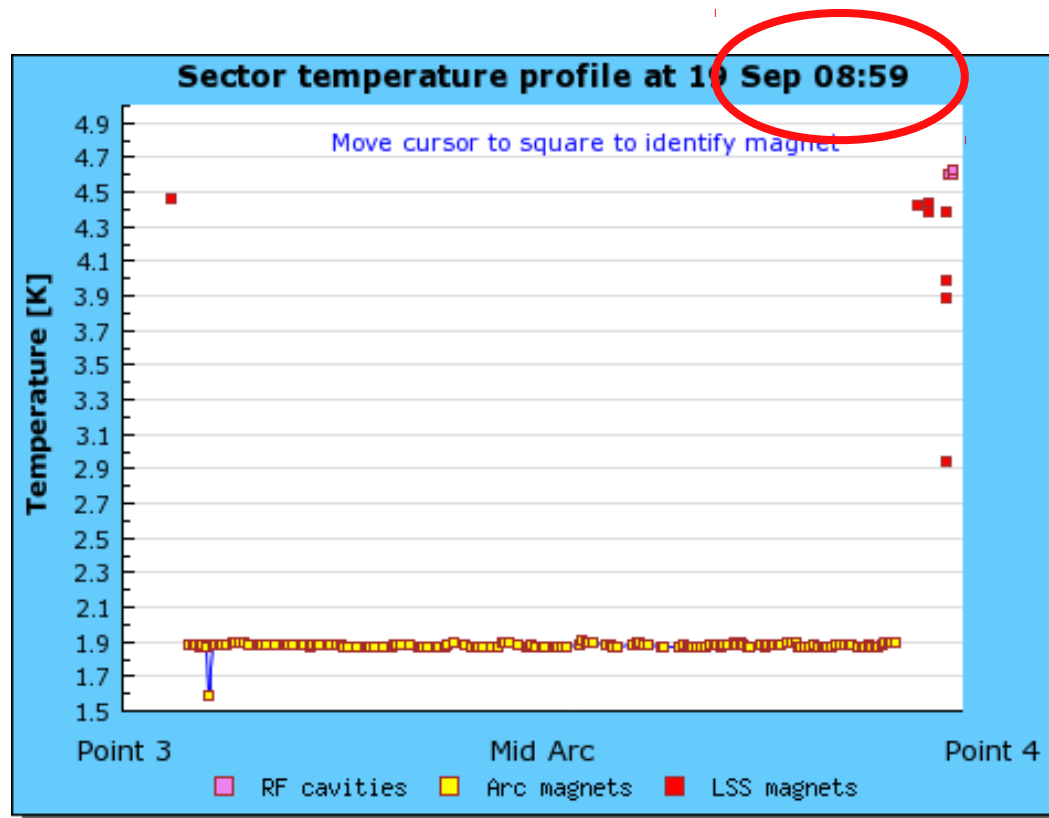
Instrumentation  
Feed Throughs

Auxiliary  
Bus Bar Tube

# The 15-m long LHC cryodipole



# The 19 September 2008 accident



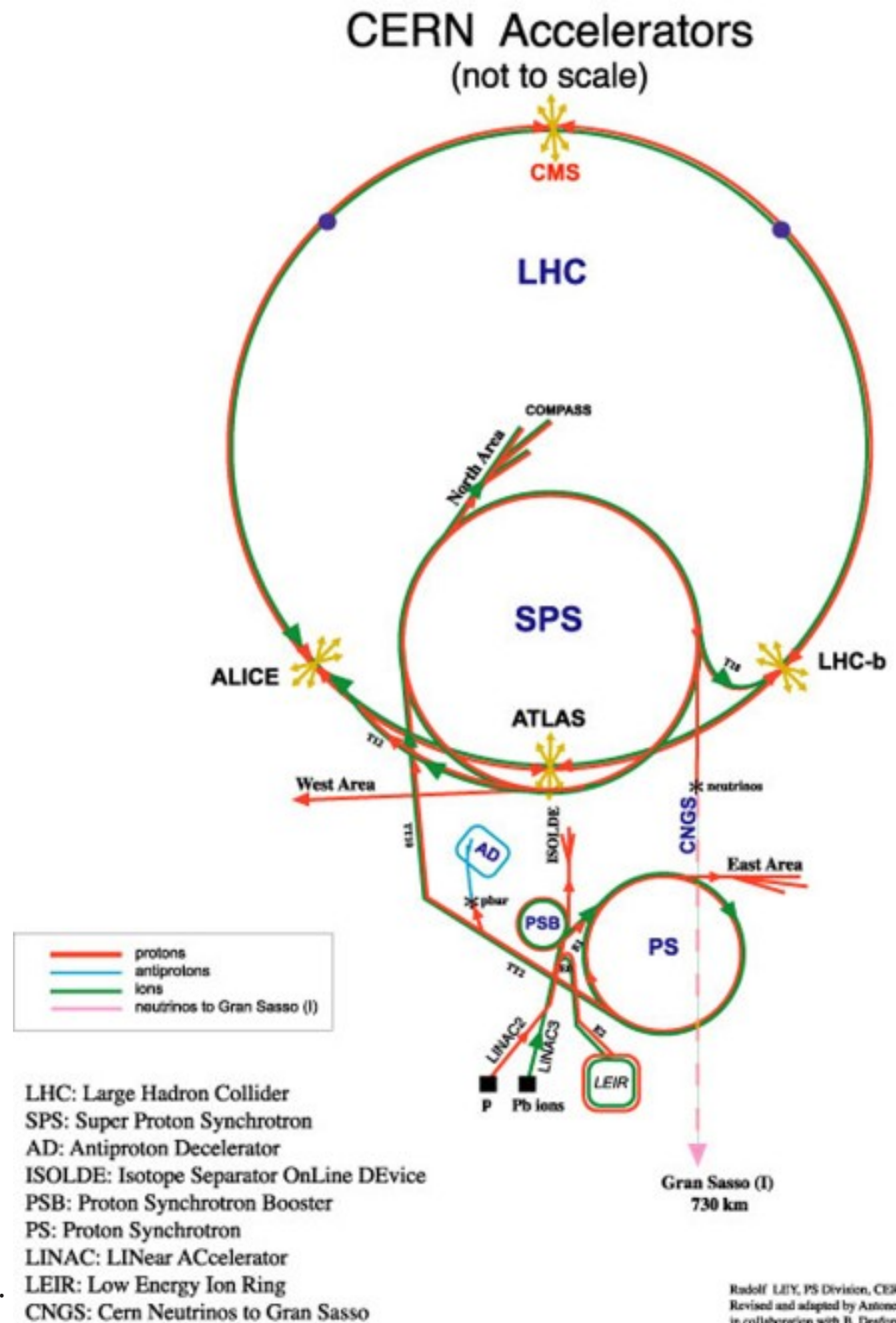
# THE 19 SEPTEMBER 2008 INCIDENT



F. Christensen (Lund)

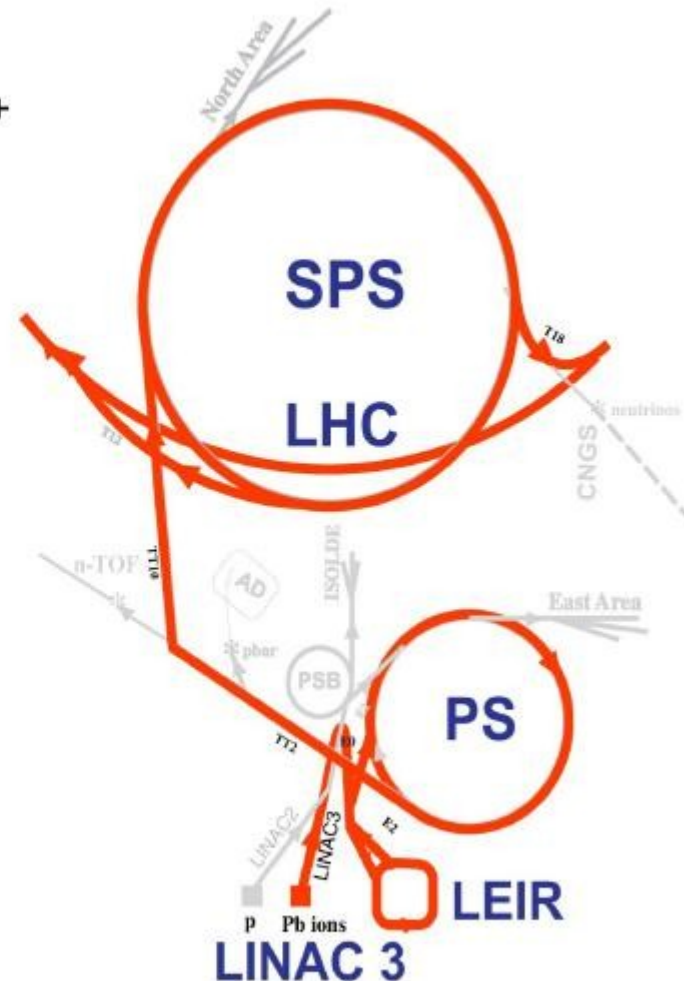
# CERN Complex

Old rings still in use  
Many different programs



# ION BEAM IN THE LHC

- ECR ion source
  - Provide highest possible intensity of Pb29+
- RFQ + Linac 3
  - Adapt to LEIR injection energy
  - strip to Pb54+
- LEIR
  - Accumulate and cool Linac 3 beam
  - Prepare bunch structure for PS
- PS
  - Define LHC bunch structure
  - Strip to Pb82+
- SPS
  - Define filling scheme

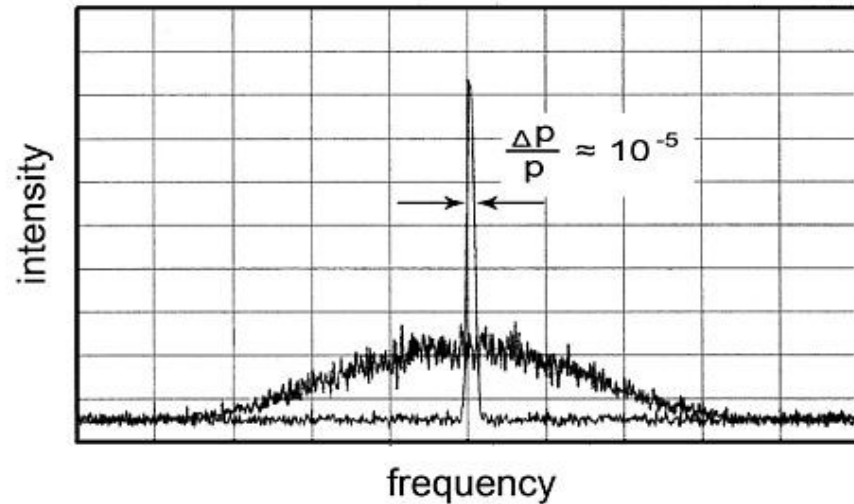
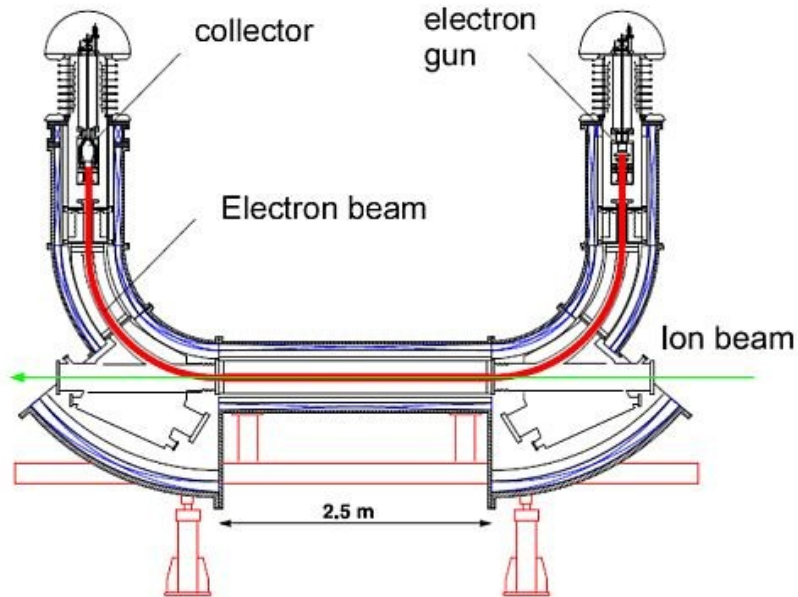


11/23/2010

D. Vranic


2

# LEIR: Electron cooling example



- From: <http://web-docs.gsi.de/>
- Elastic collision e+ion will decrease the relative momentum spread in the beam

# LEIR



11/23/2010

D. Vranic

9

10/4-13

Lecture 5 and 6  
P. Christiansen (Lund)

46

# ION PHYSICS: STABLE BEAMS

Energy:

3500 Z GeV

I(B1):

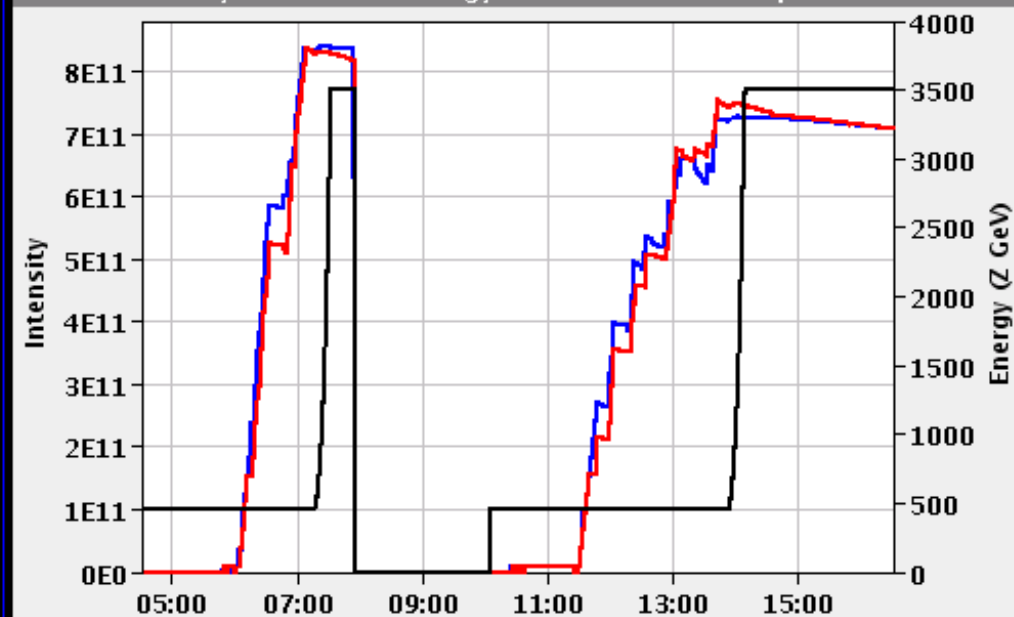
8.32e+11

I(B2):

7.57e+11

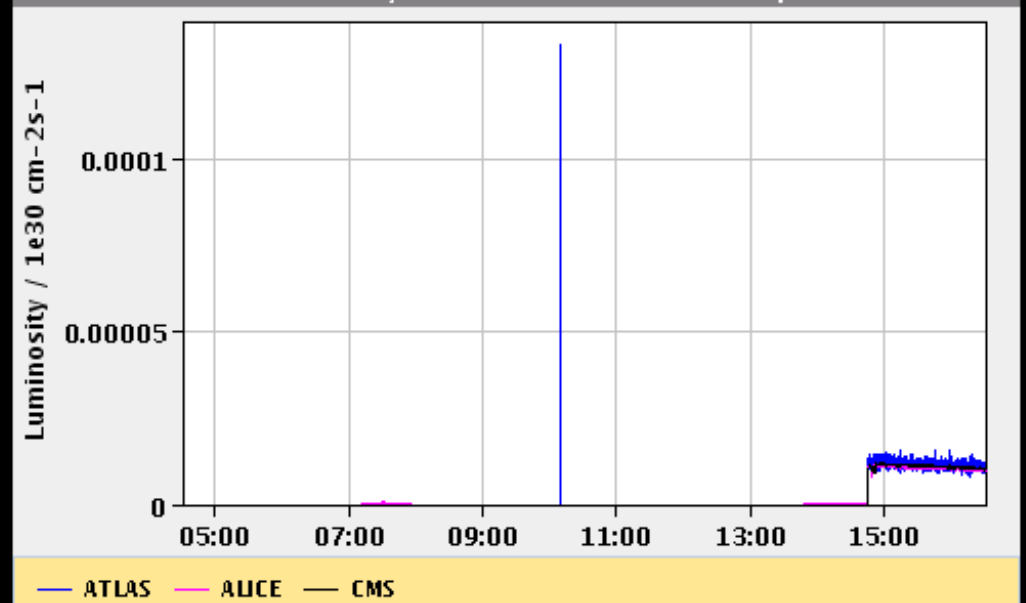
FBCT Intensity and Beam Energy

Updated: 16:30:50



Instantaneous Luminosity

Updated: 16:30:48



Comments 29-11-2010 14:54:46 :

\*\*\* STABLE BEAMS \*\*\*

All points optimized

BIS status and SMP flags

B1

B2

Link Status of Beam Permits

true

true

Global Beam Permit

true

true

Setup Beam

false

false

Beam Presence

true

true

Moveable Devices Allowed In

true

true

Stable Beams

true

true

AFS: 500ns\_121b\_113\_114\_0\_4bpi31inj\_IONS

PM Status B1

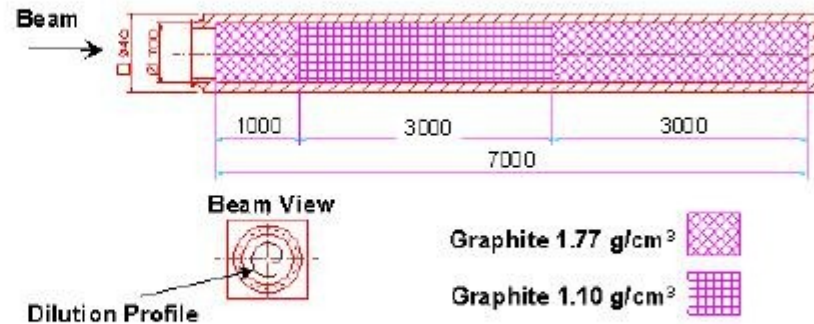
ENABLED

PM Status B2

ENABLED

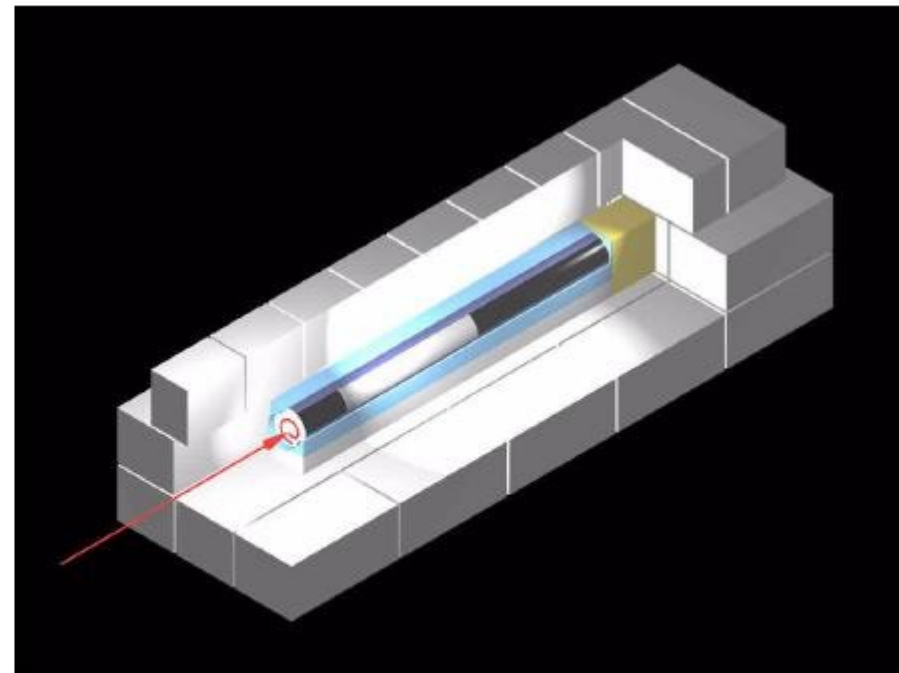
## DUMP CORE TDE

7m long C / C-C TDE in steel shrink-cylinder, followed by 1m Al, 2m Fe  
~1000 T of concrete shielding



This is the **ONLY** element in the **LHC that can** withstand the impact of the full 7 TeV beam !  
Nevertheless, the dumped beam must be painted to keep the peak energy densities at a tolerable level !

Why graphite? If the material were heavy, all the beam's energy would concentrate in the first half meter of the block.



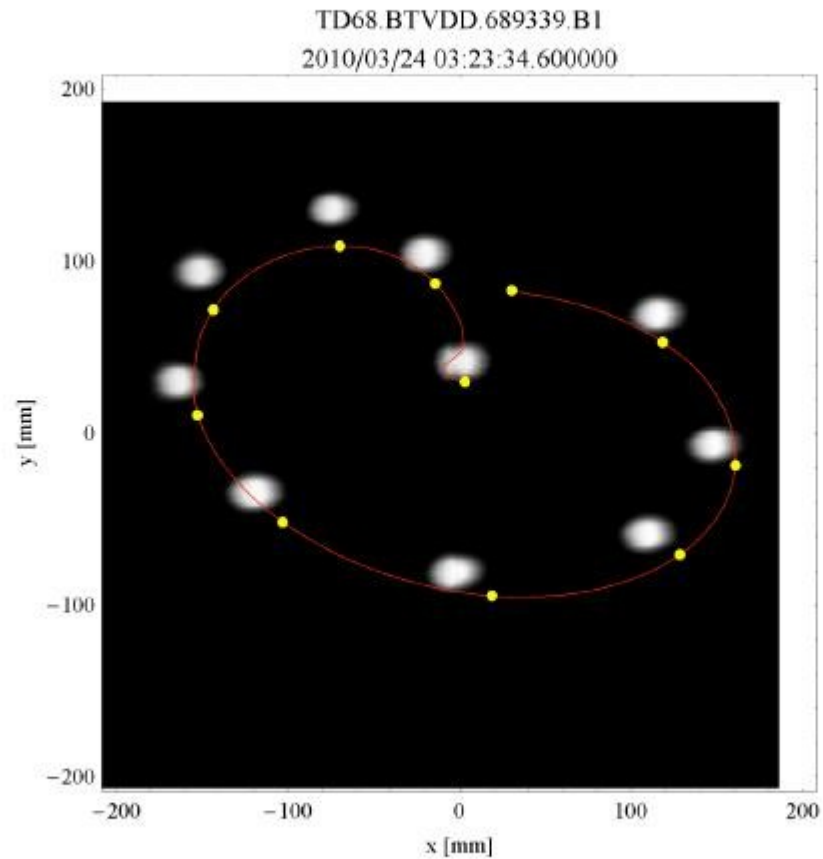
8/25/2010

D. Vranic

11



The beam size has increased to an extent where the sigma is 1.6mm in both planes.



8/25/2010

D. Vranic

12

10/4-13

Lecture 5 and 6  
P. Christiansen (Lund)

49